

A black and white photograph of a person's hands typing on a laptop keyboard. The laptop screen displays a video call with a smiling man wearing a headset. Two circular icons, one with a speech bubble and one with a plus sign, are overlaid on the video call. A teal banner is positioned at the top left of the image.

Saladplate MEET

## ABOUT SALADPLATE MEET

The official 1-2-1 business-matchmaking tool for connecting **Saladplate Suppliers and Buyers**

- Live Chat - Buyers can initiate a live discussion with specific suppliers once they see any product of interest
- Video Call – Suppliers can connect with buyers via video calls

# HOW DOES IT WORK?


## Live Chat



From the product details page, buyers can chat instantly with individual suppliers.



Suppliers can manage the chat and reply to buyers from the supplier portal.



Live chat

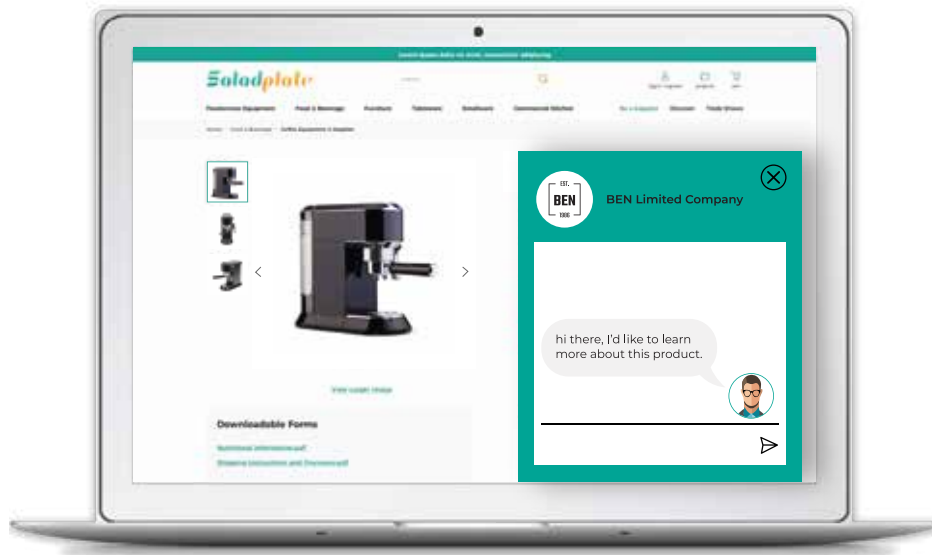


Video meeting



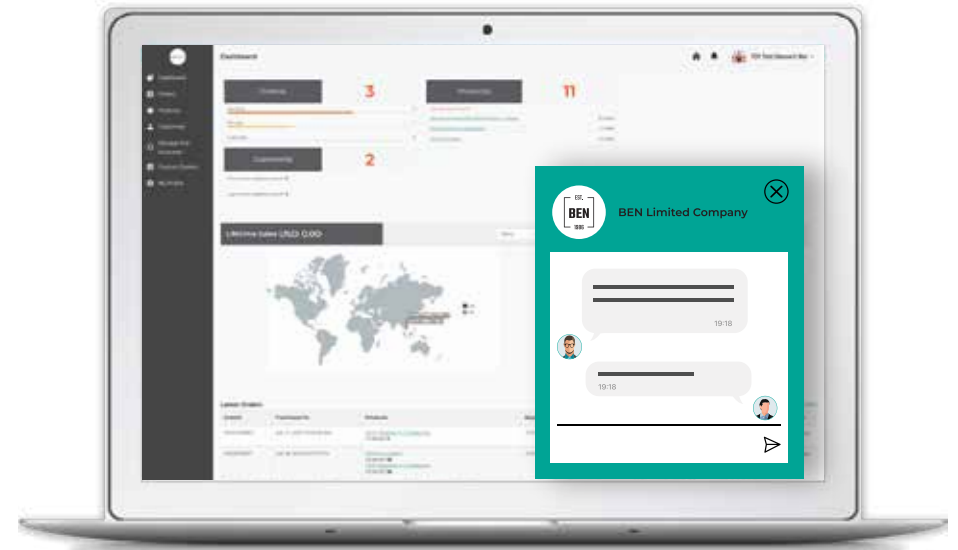
If both parties would like to negotiate via a virtual face-to-face meeting, suppliers can create a video meeting link to send to the buyer.

## LIVE CHAT - BUYER VIEW



A new Live Chat callout will be available on each product details page.

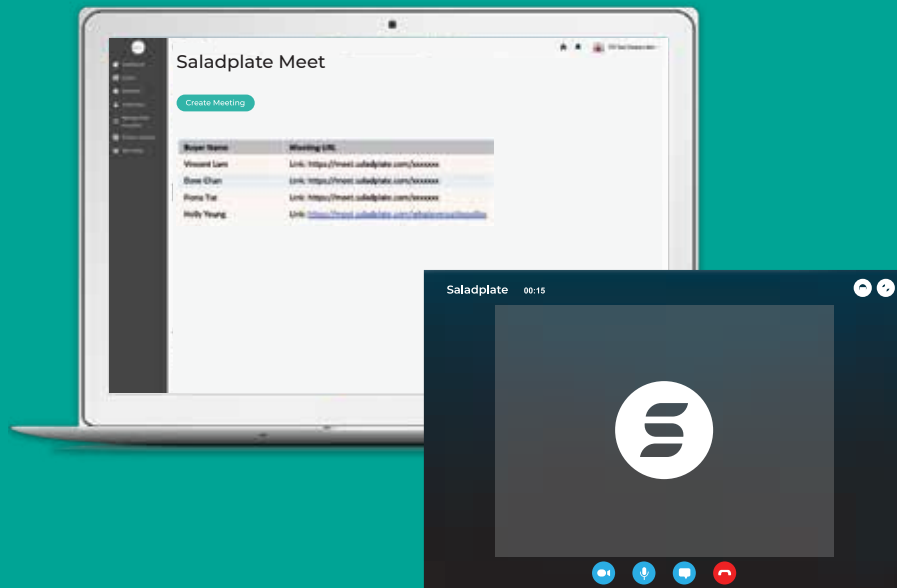
## LIVE CHAT - SUPPLIER VIEW



1. In supplier portal, a new Saladplate MEET callout button will be added.
2. Upon clicking, it will show a list of buyers who sent messages.
3. Suppliers can click on the buyer's name to start a conversation.

# HOW DOES IT WORK?

## Video Call



Step  
1

If a supplier wants to set up a video call with a buyer, the supplier can go to the Saladplate MEET tab in the supplier portal.

Step  
2

To start a new meeting click "Create Meeting"

Step  
3

Enter the buyer's name and click "Generate Meeting Link"

Step  
4

Now the meeting link is ready to be shared with the buyer

Step  
5

At the meeting time, click the meeting link and it will start the video